
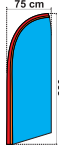

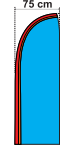

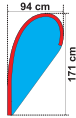











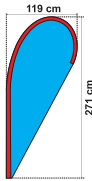





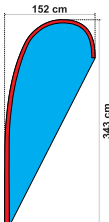





Formen

	A	B	C	D	E	F
S 288 cm						
M 338 cm						
L 448 cm						
XL 509 cm						

Die Schablonen beinhalten die Zugaben.

Alle wichtigen Elemente der Vorlage sollen nicht weniger als 5 cm von der Kante der Schablone entfernt sein, damit der Hohlraum oder die Naht nicht bedruckt werden.

Was bedeuten die Farben:

-  Hauptdruckfläche mit Zugaben
-  Hohlraum Vorderseite
-  Hohlraum Rückseite mit Zugaben